



WRITTEN BY ŠTĚPÁNKA SEKANINOVÁ

...

PARROTS ARE GREAT ...

ILLUSTRATED BY ADAM WOLF



PARROTS

ARE GREAT...

WRITTEN BY
ŠTĚPÁNKA SEKANINOVÁ
ILLUSTRATED BY
ADAM WOLF



B4U PUBLISHING

WHY CAN'T WE HAVE A PARROT?

LIFE WITHOUT A PET IS SAD. WOULDN'T IT BE GREAT TO HAVE A PARROT!



IS THERE ANY KID IN YOUR NEIGHBOURHOOD WHO DOESN'T WANT A PET? I DON'T KNOW ANYONE. MY TWIN BROTHER AND I WANT ONE TOO. ALL OUR FRIENDS HAVE A DOG OR A CAT. ALL OF THEM! AND IT'S ALWAYS SO MUCH FUN IN THEIR HOUSE. IT MUST BE GREAT FUN TO HAVE A PARROT, MAYBE EVEN MORE SO THAN HAVING A DOG OR CAT, ESPECIALLY IF YOU TEACH IT TO TALK. BUT HOW CAN WE SHOW OUR PARENTS THAT WE CAN LOOK AFTER A PARROT PROPERLY?


WHAT ARE WE DOING? WE'RE WATERING THE PLANTS, HOOVERING THE FLOOR, PUTTING SEED IN THE BIRD FEEDER AND CLEANING UP AFTER OURSELVES. IN SHORT, WE'RE TRYING TO SHOW OUR PARENTS THAT WE'RE RESPONSIBLE AND THAT THEY CAN TRUST US WITH A PET. OUR DREAM PARROT WILL BE AS HAPPY AS A LARK WITH US!



OUR PARROT IS NOW READY TO BE TRAINED

LET ME TELL YOU ONE OF THE GOOD TRAITS OF PARROTS — THEY REALLY ENJOY THEIR FOOD. NOW THAT THEY'RE NOT AFRAID AND ARE COMFORTABLE WITH US NEAR THE CAGE, IT'S TIME TO DEVELOP OUR FRIENDSHIP. AND HOW DO WE DO THAT? WELL, WITH SOMETHING VERY, VERY TASTY. IT'S NOT FOR NOTHING THAT THEY SAY THE WAY TO A PERSON'S HEART IS THROUGH THEIR STOMACH. THAT'S TRUE NOT ONLY FOR PEOPLE, BUT FOR PARROTS TOO.


Did you enjoy the meal?



STEP 1: THE PARROT IS NOW USED TO ITS NEW ENVIRONMENT. IT IS TIME TO START TALKING TO YOUR FRIEND GENTLY AND CALMLY. BUT BE CAREFUL NOT TO MAKE ANY SUDDEN MOVEMENTS BY THE CAGE.



STEP 2: NOW START GIVING THE PARROT TREATS. AT FIRST, OFFER THEM ON WOODEN SKEWERS, AND LATER, WHEN YOU SEE THE BIRD IS STARTING TO TRUST YOU, TRY FEEDING IT BY HAND.



STEP 3: LEAVE YOUR HAND IN THE CAGE AND SEE IF THE PARROT SITS ON YOUR FINGER. WHEN IT DOES, YOU'LL REALLY ENJOY THE FEELING.



STEP 4:

THE PARROT IS CALMLY SITTING ON YOUR FINGER. IT IS NOW TIME TO BRING IT OUT OF THE CAGE CAREFULLY. ONCE YOU HAVE DONE THAT, YOUR FRIENDSHIP HAS BEEN CEMENTED.

OUR PARROT FLIES AROUND THE HOUSE

A PARROT HAS WINGS AND WAS THEREFORE BORN TO FLY. IT'S ONLY NATURAL. THIS MEANS YOU SHOULD LET PARROTS OUT OF THEIR CAGES REGULARLY AND ALLOW THEM STRETCH THEIR LEGS AND WINGS AND FEEL THE THRILL OF MOVING THROUGH THE AIR.



WARNING! DO NOT LET THE PARROT HAVE THE RUN OF THE WHOLE HOUSE! DESIGNATE A PARTICULAR ROOM FOR ITS AERIAL ACTIVITY. REMOVE ANY POISONOUS PLANTS FROM THE ROOM AND MAKE SURE YOU CLOSE THE WINDOW. THE PARROT MAY LOVE YOU DEARLY, BUT ITS CURIOSITY MIGHT GET THE BETTER OF IT. SIMILARLY, THE WINDOWS SHOULD ALSO HAVE CURTAINS TO PREVENT THE PARROT FROM CRASHING INTO THE GLASS.



IF THE PARROT PERCHES ON THE HIGHEST CABINET OR ON THE LIGHT FITTING, LET IT STAY THERE AND ENJOY THE FEELING OF HEIGHT.

HAS THE PARROT HAS BEEN OUT FOR A LONG TIME AND YOU WANT TO GET IT BACK INTO ITS CAGE? BE PATIENT. IT WILL GO BACK ON ITS OWN AND VOLUNTARILY, ESPECIALLY IF ITS FAVOURITE FOOD IS WAITING IN THE CAGE. THAT'S WHY IT'S A GOOD IDEA TO RELEASE THE BIRD BEFORE YOU FEED IT.

YOU SHOULD NEVER TRY TO CATCH THE BIRD WITH SHEETS, BAGS OR NETS ... YOU WILL ONLY DESTROY ITS FAITH IN YOU.





FOOD THAT IS DANGEROUS FOR PARROTS

CHOCOLATE




SALT AND PEPPER



AVOCADOS



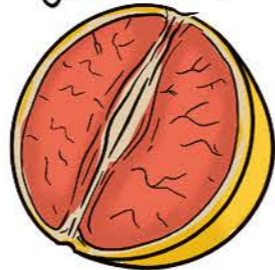
BURGERS



LETTUCE



GRAPEFRUIT




BEER



GARLIC



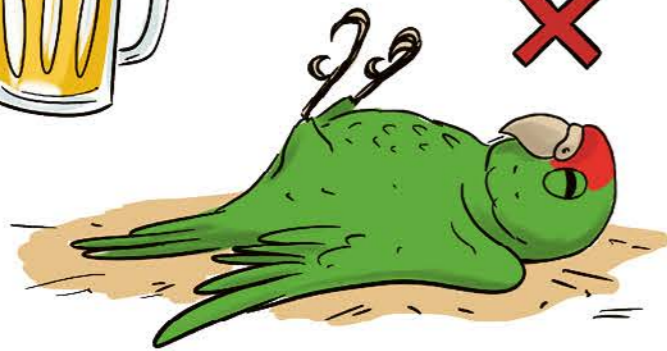
ONIONS



CAKES

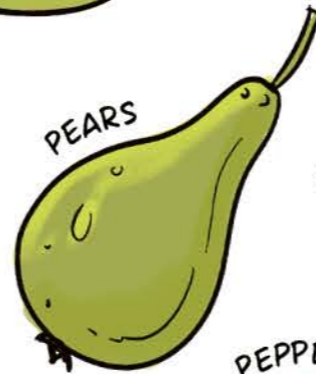


FOOD FROM OUR MEALS




FOOD THAT IS GOOD FOR PARROTS


PEARS



CUCUMBERS



BANANAS




PEPPERS




NETTLES




APPLES




MELON



APRICOTS



CARROTS



SUNFLOWER SEEDS



DAISIES



BROCCOLI



WHEN IT COMES TO THEIR CAGE, PARROTS ARE TOUCHY. IT IS THEIR HOME AND IT MAKES THEM ANXIOUS WHEN SOMEONE INTERFERES WITH IT, EVEN IF THAT PERSON IS A DEAR FRIEND. SO IF YOU'RE PLANNING TO CLEAN YOUR BIRD'S CAGE, IT IS GOOD TO FIND ANOTHER PERSON WHO THE PARROT KNOWS TO ENTERTAIN IT WHILE YOU'RE CLEANING. THEY COULD SPEND SOME TIME WITH IT IN THE ROOM DESIGNED FOR FLYING.



You're cleaning it next time!



You'll soon have a nice clean cage!

A BRIEF GLOSSARY OF PARROT BODY LANGUAGE

ROCKING, QUIVERING OR BOBBING
ITS HEAD



"Hey, look at me! I'm here and I want to be stroked!"

RUFFLING ITS FEATHERS



"Careful, stay away from my cage! I want to be left alone."

RAISING ITS WINGS



"(1) I need a really good stretch.
(2) Phew, it's sweltering! (3) I don't feel on top form today."

SPREADING ITS TAIL



"Stay well away from my cage! I don't want any company."

YOU'LL LEARN PARROTSPEAK IN NO TIME

DILATING AND CONTRICTING
ITS PUPILS



"This is really intriguing. I wonder what's in that box?"

HOPPING FROM ONE FOOT TO THE OTHER



"I'm a bit wary of that parrot, I need to show him who's the boss"

SWAYING SLIGHTLY WITH ITS HEAD
BOWED AND WINGS IN TIGHT



"Make a move and I'll be off like a shot!"

BREATHING HEAVILY



"(1) Well, that was a proper aerial work-out! (2) It's scorching! I could do with a drink."

PARROTS

ARE GREAT...

ALL CHILDREN YEARN FOR A PET. MAYBE A DOG, OR PERHAPS A HAMSTER OR A PARROT. AND SOMETIMES THIS HEARTFELT WISH COMES TRUE, AND LO AND BEHOLD, THERE'S A CAGE WITH A DAZZLING, COLOURFUL BIRD ON THE TABLE. BUT THEN WHAT? HAVING A PARROT PET IS CERTAINLY GREAT FUN, BUT ALSO AN ENORMOUS RESPONSIBILITY. BELIEVE IT OR NOT, THIS FEATHERED CREATURE NEEDS PATIENT AND LOVING CARE, AS WELL AS PLENTY OF ATTENTION. IN RETURN, YOU'LL RECEIVE TRUE AFFECTION AND REAL BIRD LOVE. SO HOW DO YOU LOOK AFTER THE PARROT SO THAT YOU AND THE BIRD HAVE A HAPPY RELATIONSHIP? READ THIS BOOK AND YOU'LL SOON FIND OUT. IT WILL TELL ALL YOU NEED TO KNOW ABOUT PARROT CARE IN SIMPLE STAGES. YOU'LL EVEN LEARN HOW TO UNDERSTAND PARROT LANGUAGE. AND WHAT'S MORE, YOU'LL HAVE A GREAT TIME READING IT.



ISBN + EAN

 b4u publishing
www.albatrosmedia.eu

© Designed by B4U Publishing,
member of Albatros Media Group, 2025.
All rights reserved.

FSC
logo