


# MANDALAS





DIAMOND ART

The book contains:


- over **2700** crystals
- everything you need for diamond art







edika.

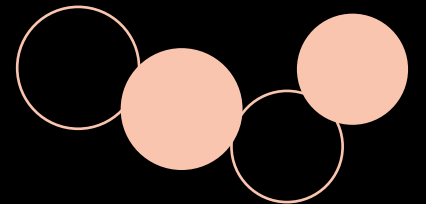

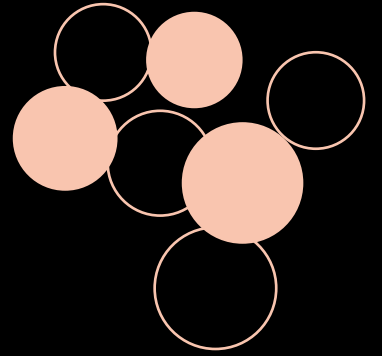









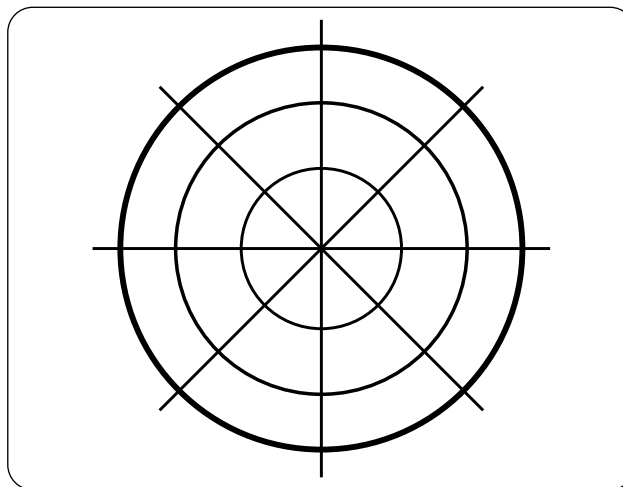
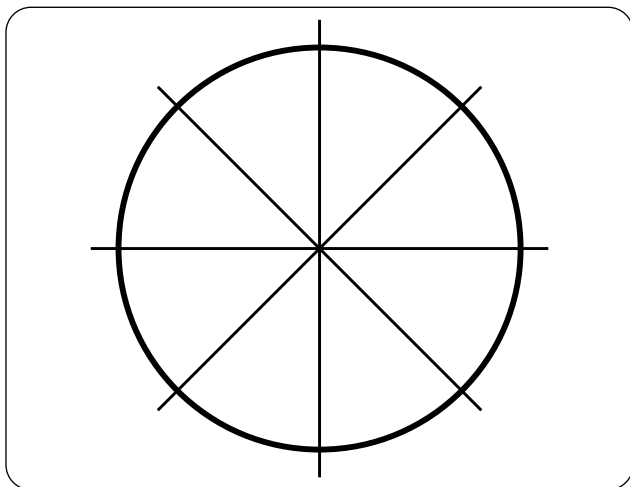






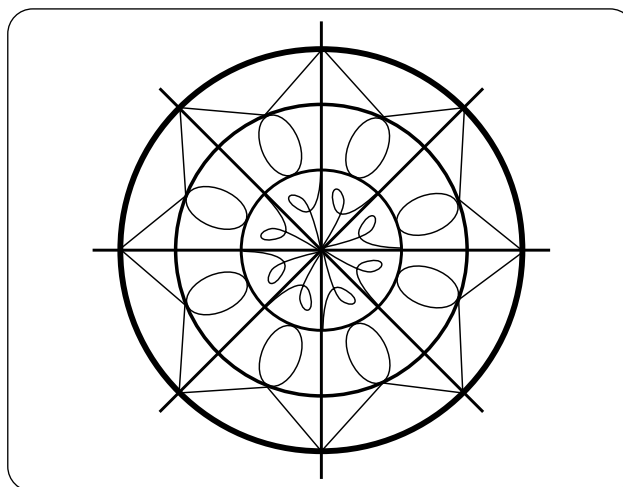
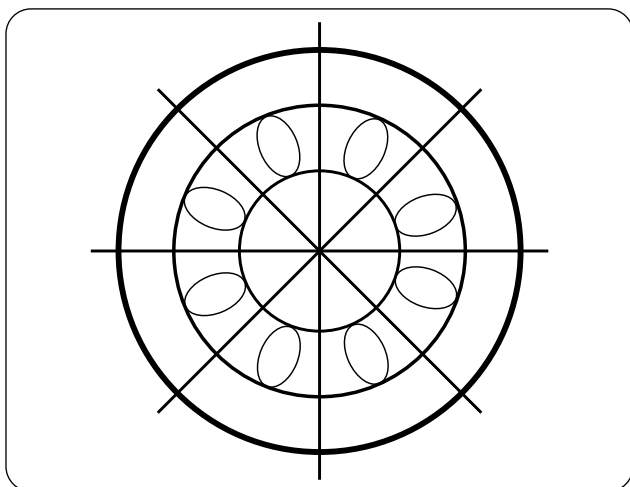
## Create your own mandalas

1. Take a sheet of unmarked white paper. Card is ideal, but you can also get a nice result with plain paper.
2. Draw a large circle. You can do so by hand, although if you already work with a compass, you will know that it is the perfect tool.
3. Divide the circle into several regular parts. Here are eight equal sections. You can do this using a ruler with a scale.
4. Draw small circles inside the large one. In this picture we have added only two.



5. With an ordinary pencil, decorate the mandala as you choose. Working on one layer at a time. If you want your mandala to be regular, make same shapes in each part of a given layer.

6. Decorate the other layers of the mandala in the same way, one layer at a time. Then colour the picture as you choose.








# MANDALAS

## DIAMOND ART

Extraordinary, sparkling pictures! The vibrant colours of the diamond (crystals) will bring the mandalas to life, giving them an almost unreal sparkle. The finished pictures can be given as presents or displayed in your room. This book contains everything you need to get creative. It is intended especially for children who are new to diamond art: the diamonds are bigger, and the pictures are simpler. It doesn't take long to make the pictures, but the results are truly impressive.

### THE BOOK CONTAINS:

-  **7 mandalas for diamond painting**
-  **over 2700 crystals**
-  **7 crystal colours**
-  **application pen (crystal stylus)**
-  **plastic bowl for the crystals**
-  **wax square**
-  **7 resealable bags**
-  **mandalas for colouring**
-  **instructions on how to create your own mandalas**
-  **instructions on how to start diamond painting**

**WARNING:** Not suitable for children under 3 years of age. Contains small parts. Risk of suffocation. No part of the book is intended for human consumption.

**WARNING:** This book contains instructions on how to create your own mandalas. One way of doing this is to use a compass. We recommend that younger children use a compass and other potentially dangerous objects with the assistance or under the supervision of an adult.

ISBN 978-80-266-1974-3



edika.

For children aged 7 and up  
www.albatrosmedia.cz  
CZ 349 Kč / SK 13,99 €

Published by Edika in Brno in 2024 by Albatros Media a. s., 5. května 22, Praha 4.  
Publication no. 43 728, Text © Andrea Brázdová, 2024. Typesetting by Dagmar Hajdajová.  
Cover by Pavel Václav Vaščák. Technical editor: Jiří Matoušek. Rights reserved: mandalas  
for colouring © Katika/Shutterstock.com. 1st edition, www.edika.cz, e-shop: www.  
albatrosmedia.cz. The price quoted by the manufacturer represents a non-binding  
recommended consumer price.

CE Printed in China